

Pressure drop curves

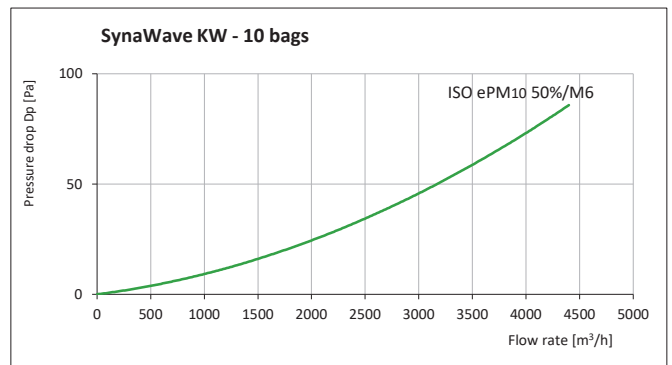
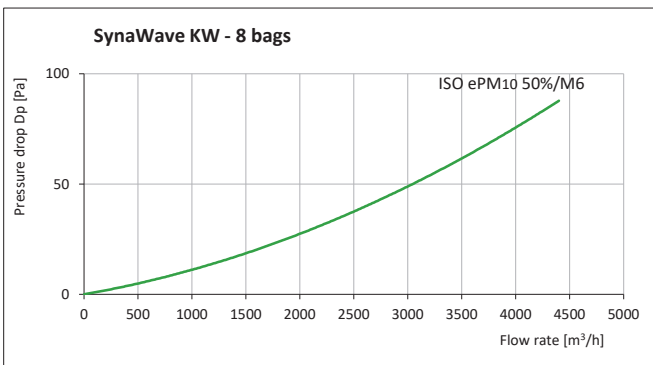
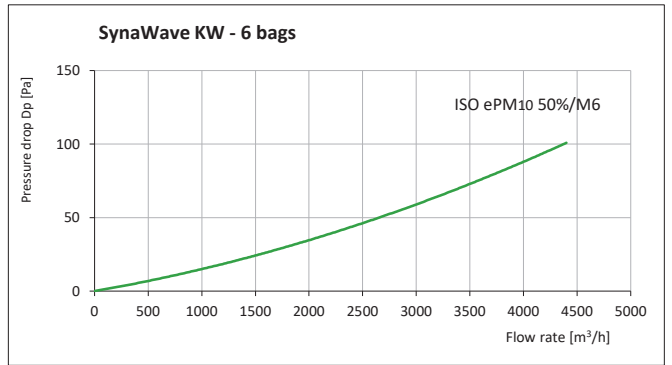
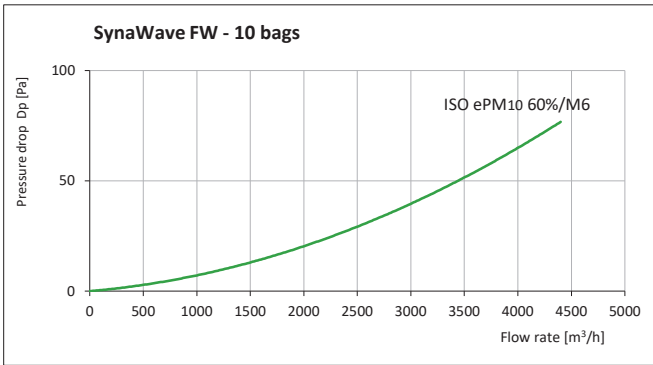
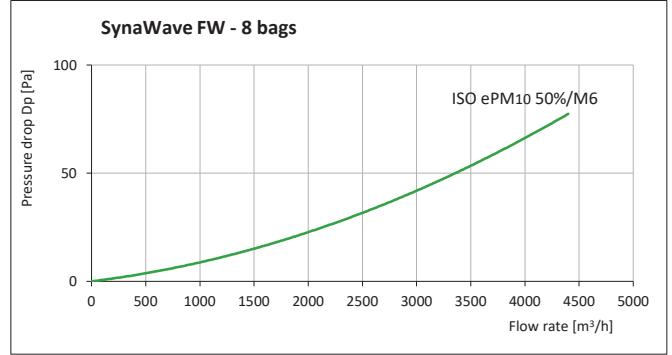
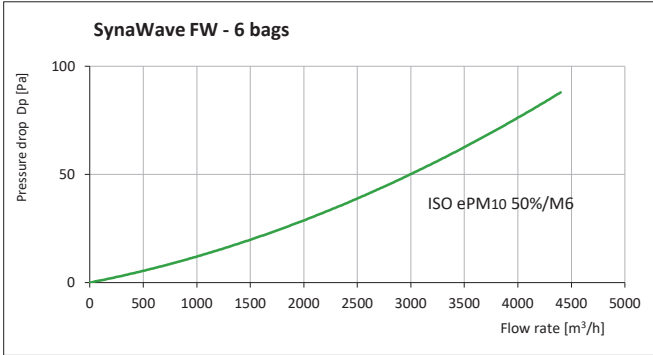
Taschenfilter SynaWave
 Filtres à poches SynaWave
 Bag filters SynaWave

SynaWave® FW: 10, 8 and 6 bags; l = 580mm
 SynaWave® KW: 10, 8 and 6 bags; l = 450mm
 SynaWave® FXW: 10, 8 and 6 bags; l = 360mm

Dimension 592 x 592mm

All versions are available in your required dimensions.

For ISO ePM10 50%-60%/M6 according to ISO 16890 / EN 779



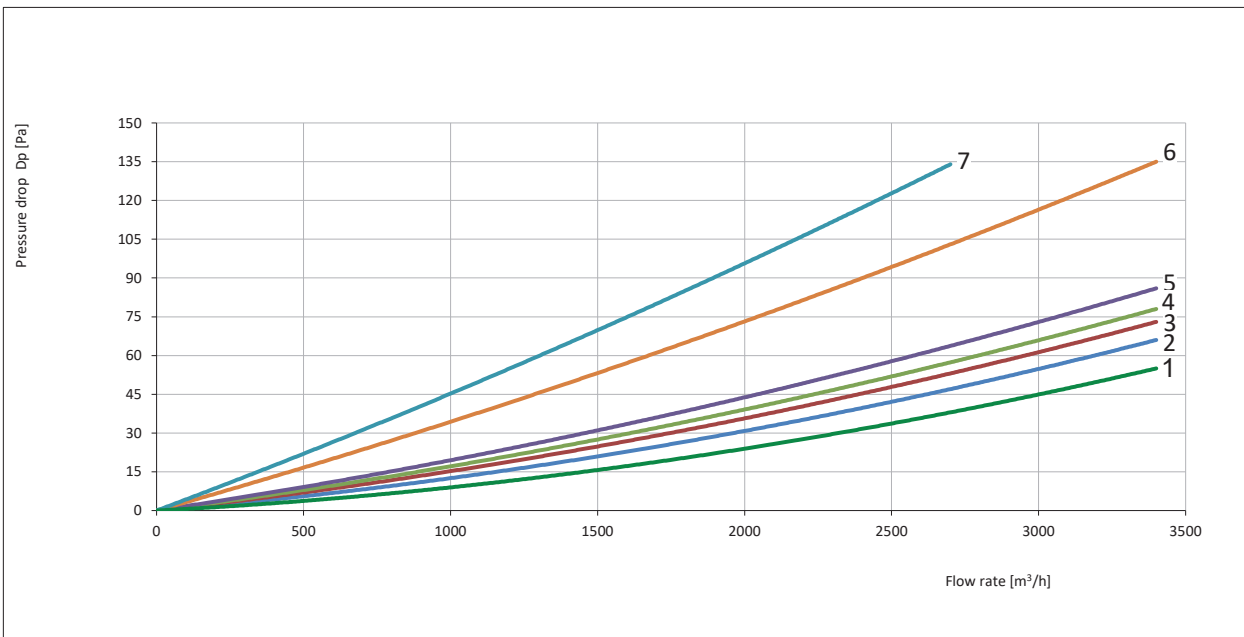
Pressure drop curves

Taschenfilter SynaWave
Filtres à poches SynaWave
Bag filters SynaWave

ISO ePM1 70 % / ISO ePM1 60 %

Dimensions 592 x 592mm

All versions are also available in your required dimensions.

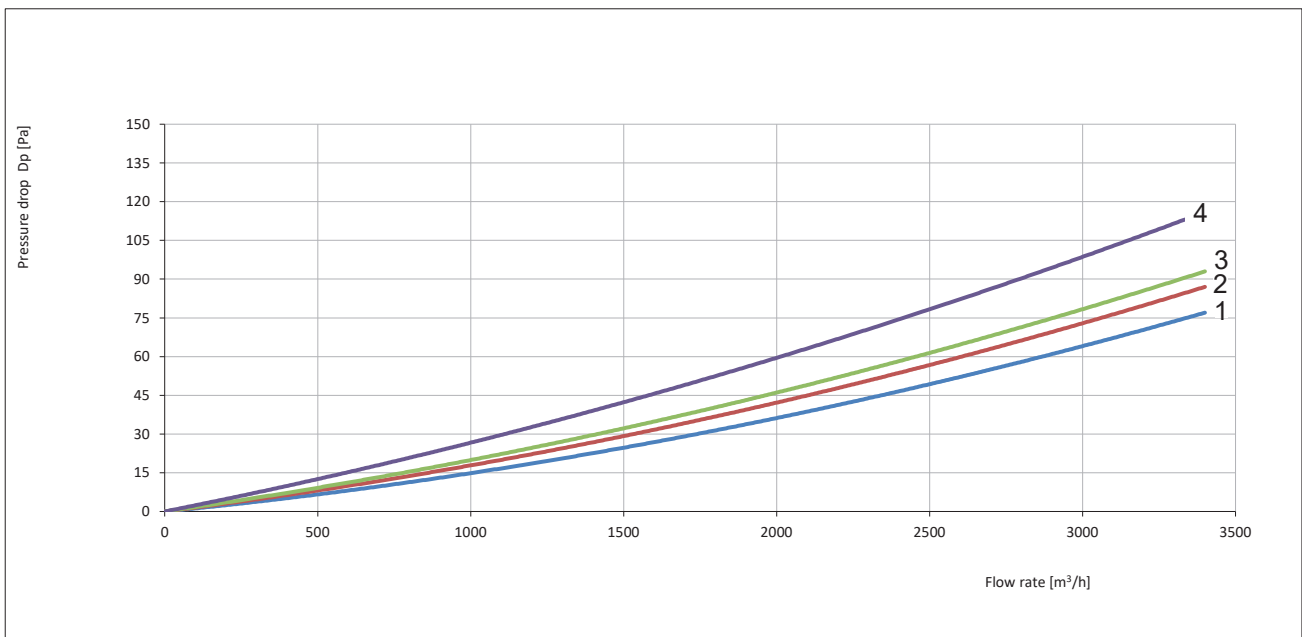


Artikelbezeichnung / Article	Energy	m3/h / Pa	kWh/J
1) TW-1/70 A+-592-592-600-H	A+	3400/55	680
2) TW-1/70 A+-592-592-450-H	A+	3400/66	948
3) TW-1/70 A-592-592-450-H	A	3400/73	1098
4) TW-1/70 B-592-592-400-H	B	3400/78	1236
5) TW-1/70 C-592-592-350-H	C	3400/86	1545
6) TW-1/60 D-592-592-450-H	D	3400/135	1961
7) TW-1/60 E-592-592-350-H	E	2700/130	n.a.

Pressure drop curves

Taschenfilter SynaWave
Filtres à poches SynaWave
Bag filters SynaWave

ISO ePM1 90 %
Dimensions 592 x 592mm
All versions are also available in your required dimensions.



Artikelbezeichnung / Article	Energy	m3/h / Pa	kWh/J
1) TW-1/90 A+-592-592-600-H	A+	3400/77	995
2) TW-1/90 A+-592-592-500-H	A+	3400/87	1185
3) TW-1/90 A-592-592-450-H	A	3400/93	1325
4) TW-1/90 C-592-592-350-H	C	3400/116	1780